
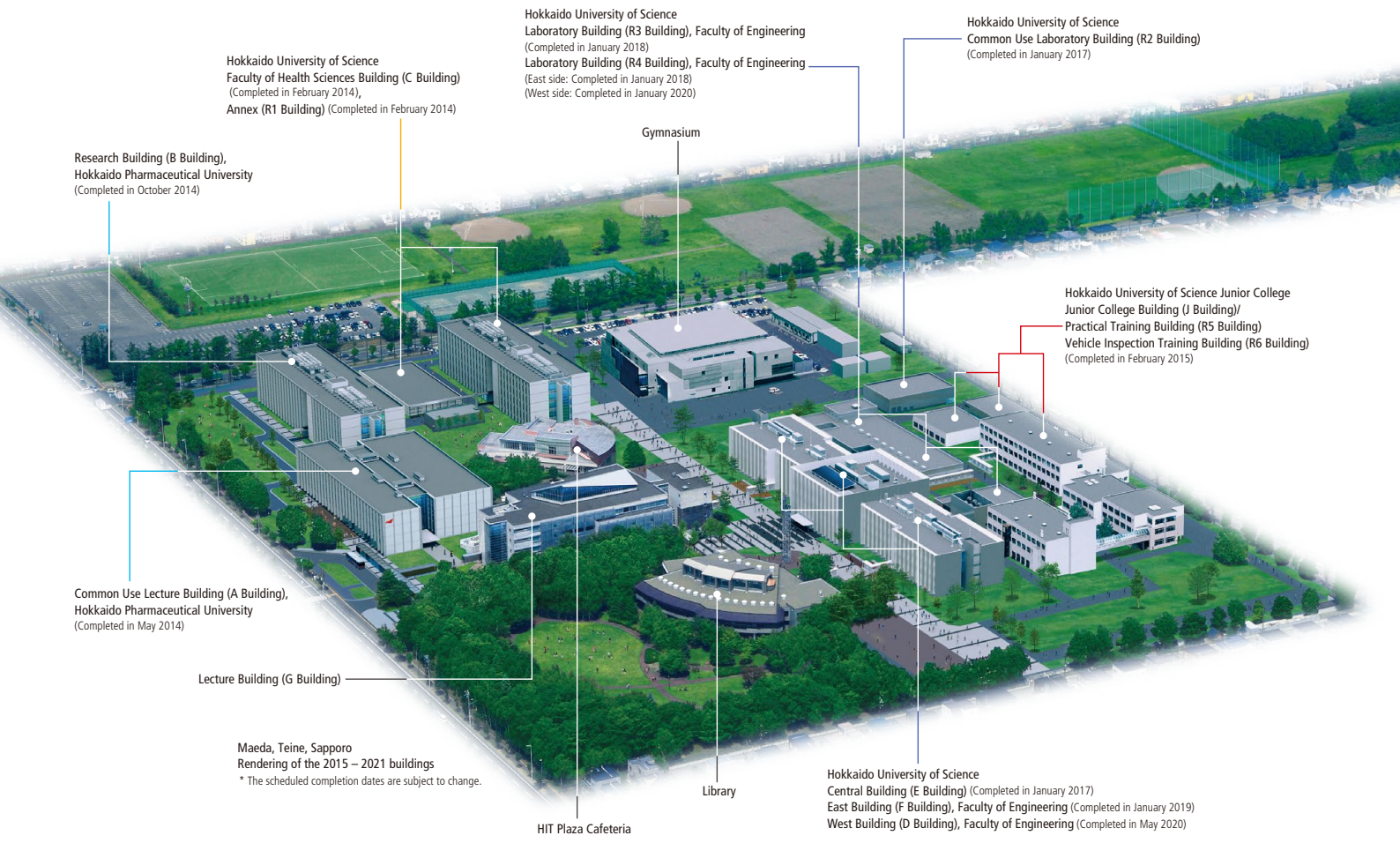
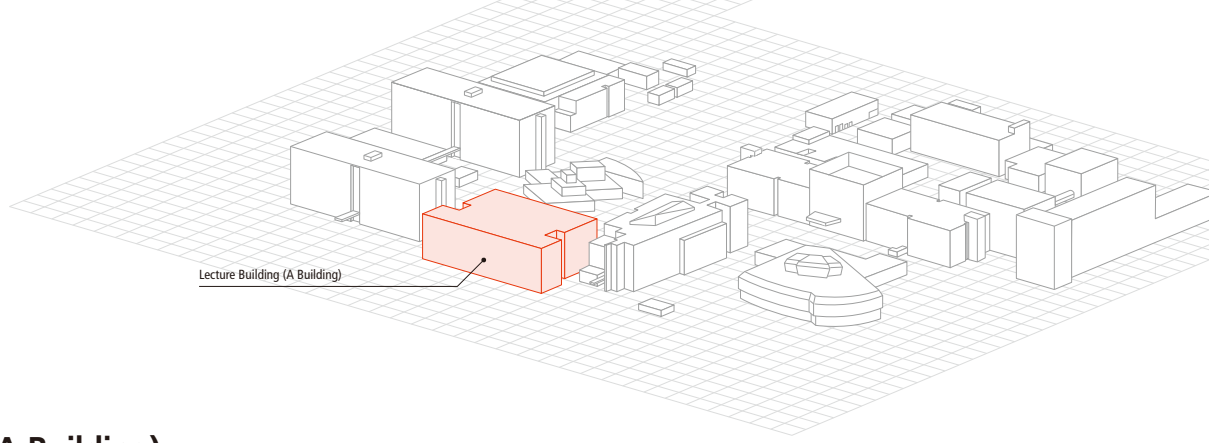


Facilities



Facilities




Lecture Building (A Building)

Lecture Building (A Building)

The first floor of this four-story building houses a cafeteria, a convenience store, a bookshop/bookstore, ATM's and a First Aid room. On the second and third floors there are twenty larger, and smaller, lecture rooms. This lecture building and the Faculty of Pharmacy Building are connected by a passageway on the second floor. The general affairs offices and the universities' headquarters are located on the fourth floor.

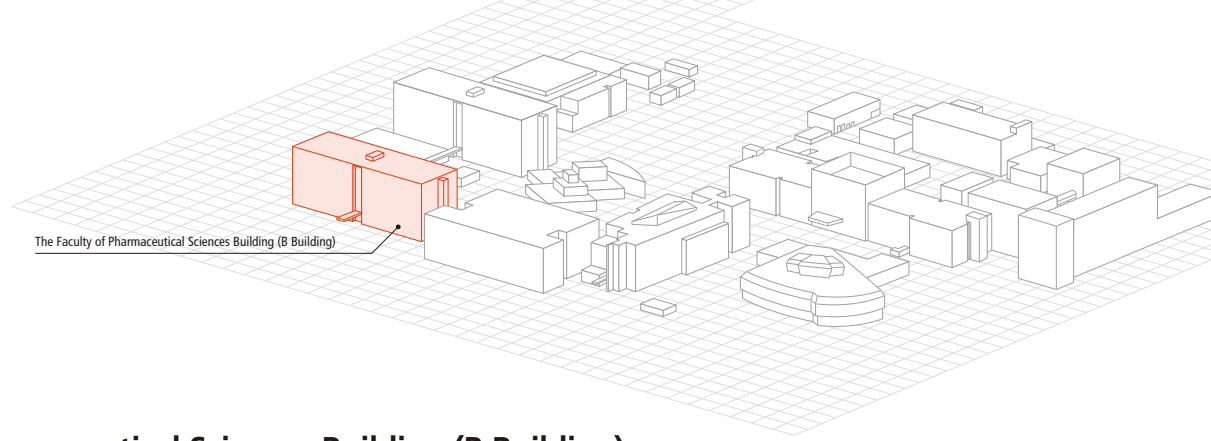


Lecture Building (A Building)



Lecture room in A Building

Facilities



The Faculty of Pharmaceutical Sciences Building (B Building)

The building houses a mock pharmacy where pharmacists work, a simulator room, a secure room (preparing sterile injections), a TDM (Therapeutic Drug Monitoring) room, an animal research laboratory, the Faculty of Pharmacy's common-use equipment room, a multipurpose seminar room, a training room, and an experiment and research room. This facility also has study rooms (learning commons), a pharmaceutical education development/support room, a seminar room for fourth- to sixth-year students and an instructors' room students can use on a daily basis for graduation work or self-directed learning.



Faculty of Pharmaceutical Sciences Building (B Building)



Sterile injectable solution preparation room



Mock pharmacy

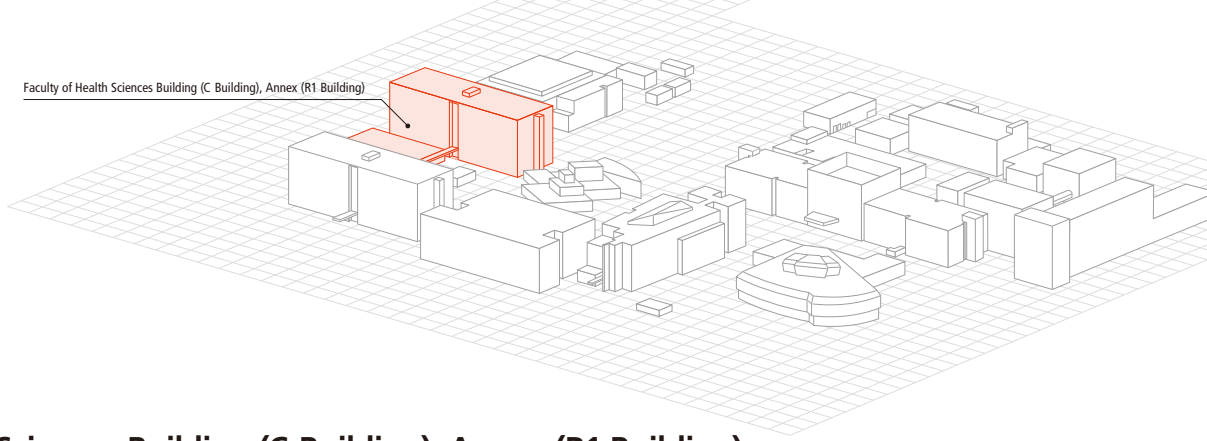


Practical Training Room



Faculty of Pharmacy's common-use equipment room

Facilities



Faculty of Health Sciences Building (C Building), Annex (R1 Building)

The Faculty of Health Sciences Building was completed in time for the opening of the Faculty of Health Sciences in the spring of 2014. The building offers a learning environment similar to that of actual medical settings to help students hone their practical skills. Facilities include an MRI room and a CT room for the Department of Radiological Technology on the first floor, the Hydrotherapy Room and the Exercise Therapy Room for the Department of Physical Therapy on the second floor, locker rooms for students of the Faculty of Medical Sciences on the third floor, various labs for the Department of Clinical Engineering on the fourth floor, and the Nursing Science's Practical Training Room for the Department of Nursing on the fifth floor. The separate building next to the Faculty of Medical Sciences Building houses practical training and machine rooms to produce and adjust artificial limbs.



Faculty of Health Sciences Building (C Building)



Practical Training Room for Fundamental Nursing



Practical Training Room I for Clinical Engineering (Cardiopulmonary bypass System)

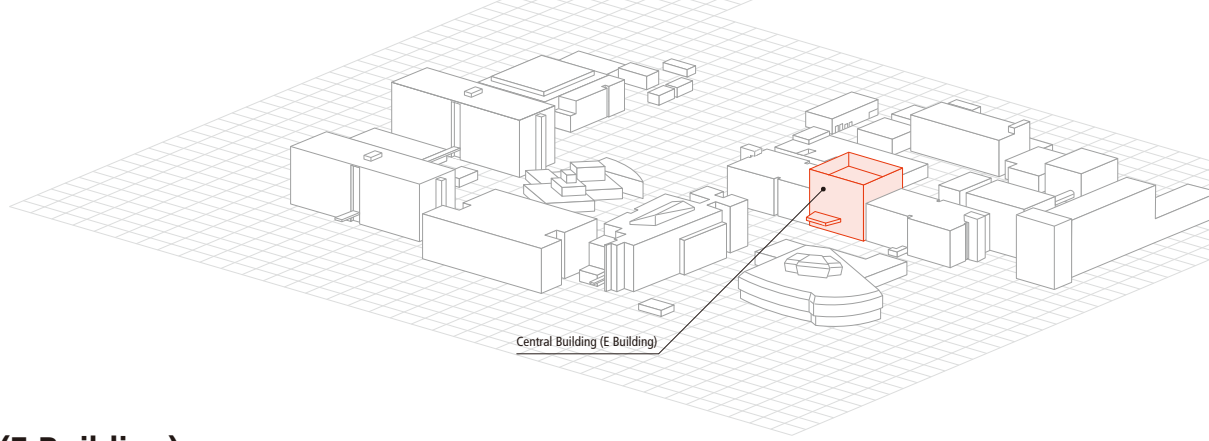


Exercise Therapy Room



CT Room

Facilities



Central Building (E Building)

In 1924, when there were only 136 cars in Hokkaido, a driving school (where practical skills would be taught) was established as the forerunner of this university. Ninety-three years have since passed, and the centennial anniversary is fast approaching. In time for this memorable occasion, the Central Building (E Building) was completed as a facility that not only captures the sentiment of the current, graduates and faculty members, but also our relationship with the local community and society in general, incorporating the wisdom and expertise of our predecessors that has accumulated through its 93 years. The Central Building, a symbol of the Maeda Campus, has started carving out its history as a centennial monument that also serves as “a gate to the future” which awaits us.



Central Building (E Building)

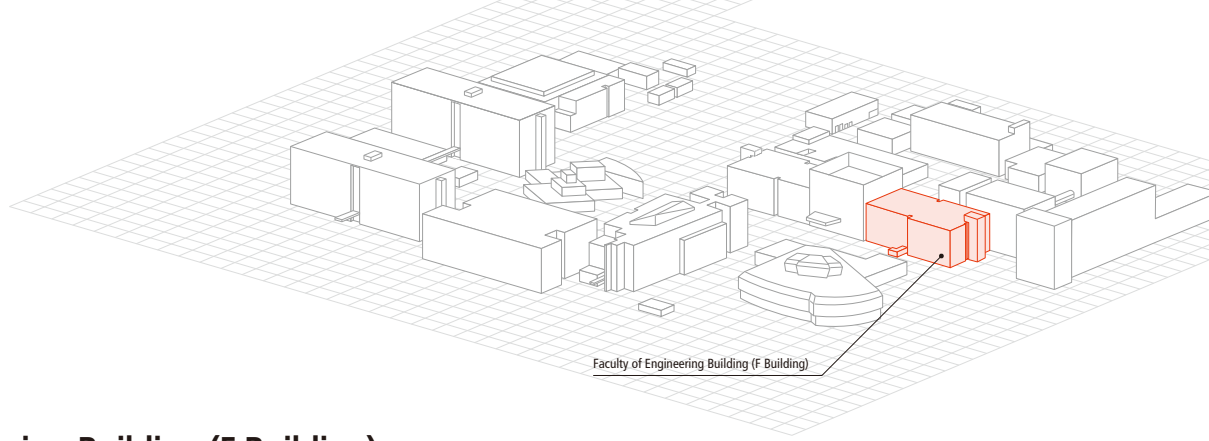


HUS PLAZA



Lecture room in E Building

Facilities



Faculty of Engineering Building (F Building)


The Department of Mechanical Engineering, the Department of Computer Science and the Department of Electrical and Electronic Engineering have their own laboratories, seminar rooms and laboratories, with common communication spaces on each floor. Engineering laboratories are located on the fourth floor, and graduate school laboratories are also located on the fourth floor. Some of the plumbing equipment was designed to be used as a teaching tool, thus, some of the walls are covered with glass.




Faculty of Engineering Building (F Building)



Information Media Network Laboratory



Applied Mathematics Laboratory

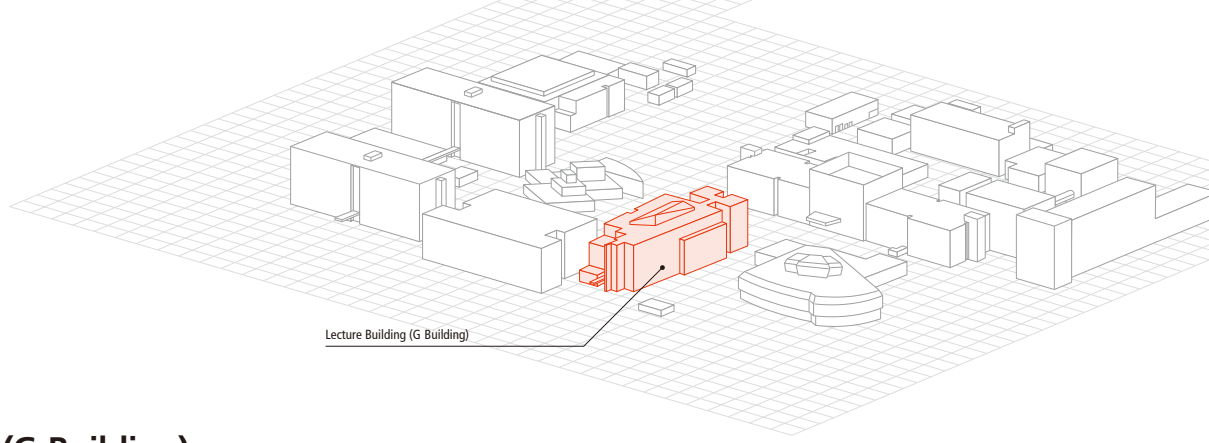


The 2nd Electrical and Electronic Engineering Laboratory



Fluid Engineering Laboratory

Facilities




Lecture Building (G Building)

Lecture Building (G Building)

This lecture building, designed by HUS faculty and alumni members, stands at the center of campus life. It was chosen as a Selected Architectural Design by the Architectural Institute of Japan and has received numerous awards. It houses facilities including lecture rooms complete with LAN equipment, LCD projectors and other equipment, student lockers convenient for keeping textbooks and club activity equipment, and alcoves on each floor. As such, the building represents a prized HUS location with its outstanding design and accessibility.



Lecture Building (G Building)

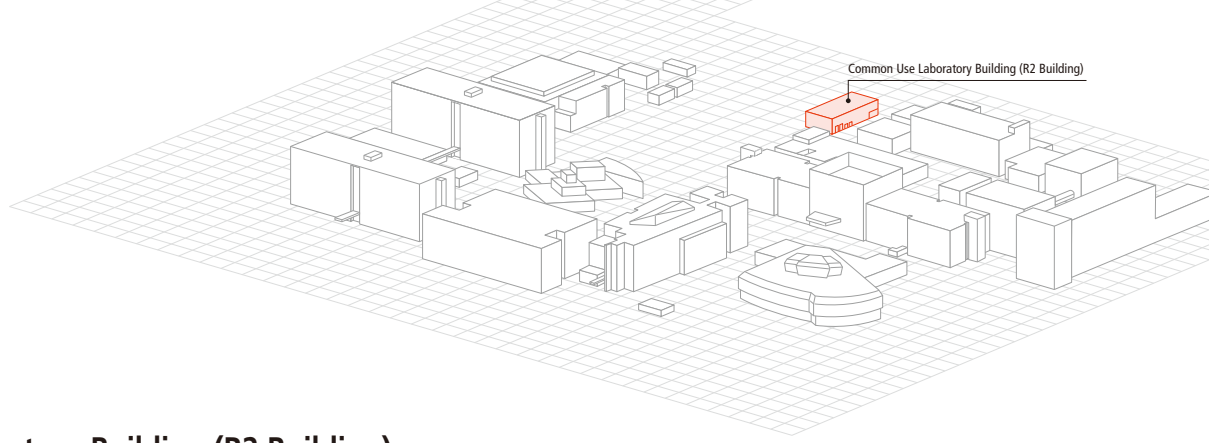


Atrium



Lecture room in G Building

Facilities

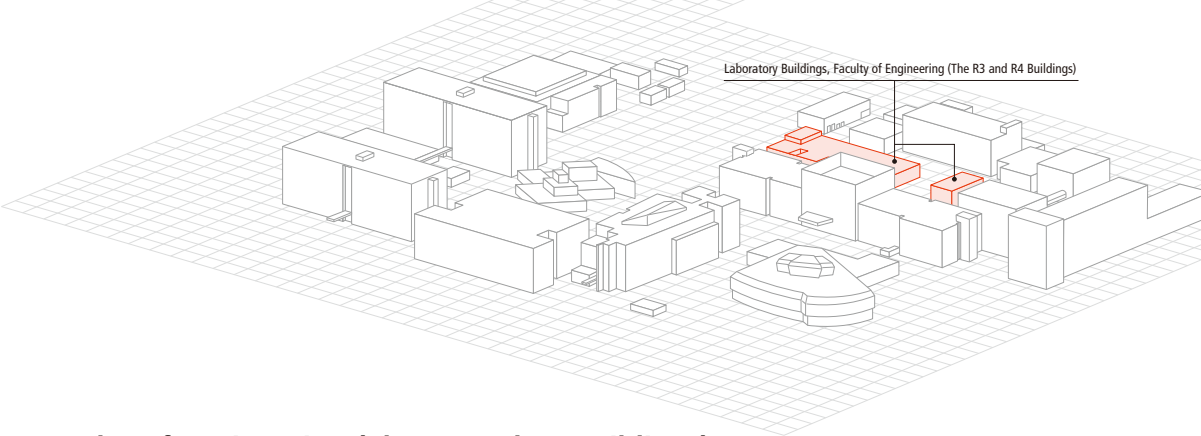


Common Use Laboratory Building (R2 Building)

Since its establishment in 1967, Hokkaido University of Science has focused on problems specific to Hokkaido as a cold, snowy region. The University has advanced with research necessary for the development of this northern region by addressing issues concerning vehicle travel, housing performance, radio communications and other specialty areas. However, in today's society, social issues incorporate many specialized fields. Since any solution requires interdisciplinary studies and cooperation among different faculties and departments, the university established the Common Use Laboratory Building (R2 Building) in 2017. Since the university was established more than 50 years ago in Hokkaido, new departments have been added, thus putting HUS in the top among private universities in Hokkaido. HUS is determined to boost activities that contribute to the local community through interdisciplinary cooperation between medicine, engineering and arts in this building to solve various problems faced by Hokkaido municipalities and its residents.



Facilities



Laboratory Buildings, Faculty of Engineering (The R3 and R4 Buildings)

The R3 and R4 Buildings, which were completed in February 2018, are home to facilities and equipment necessary for mechanical engineers to acquire specialized knowledge and techniques in areas such as thermodynamics, hydromechanics, materials and machine processing. Research equipment for material development, thermal cycle testing equipment for power-generating gas turbines and aircraft jet engines were introduced in the 2018 academic year. This test equipment makes it possible to evaluate the thermal resistance of materials by adding thermal cycles in which the materials are heated and cooled alternately.



Machine Shop



Energy Conversion Laboratory

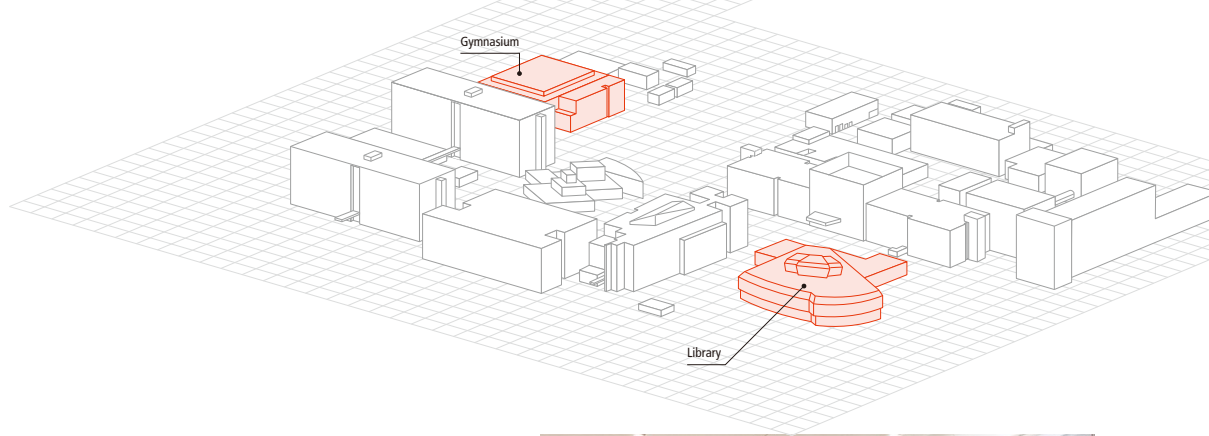


Materials Science Laboratory



High Voltage Laboratory

Facilities



Gymnasium

HUS's gymnasium has a square arena in its center, allowing spectators and students engaging in sports to share great moments. The gymnasium was designated as an evacuation site by the City of Sapporo following the creation of a disaster mitigation collaboration agreement with the local community. It is the nation's first major evacuation shelter to be located within a university, and also serves as a local disaster response hub.



Main arena



Library

Designed by architect Yoshio Maruyama, this library provides a space for nurturing scholarly wisdom. It is an information hub for educational and research activities as well as featuring a gallery for exhibitions, a multi-purpose audio-visual hall for presentations and research seminars, and other facilities. A sculpture entitled Arabesque Town and a stained glass work entitled Reimei (dawn) enrich the atmosphere of the entrance hall.



Reading room